



# USER MANUAL SKODA SWING

## 1. Introduction

**CI-DAB-CAN1-SK** device is a **DAB/DAB+** radio receiver. It is designed to receive digital radio stations in vehicle equipped with digital sound system **SKODA SWING**. Supports the "**service following**" function.

## 2. Start Up





DAB radio will startup after pressing the button **MEDIA** on control panel radio.



fig.1

### 3.Searching process

**WARNING!** At first start up of device run a **SCAN** function to search new stations and add them to list.

When the station list was not saved, automatic scanning is done by pressing the **BROWSE** button  (fig.2), then press button **TOP** or **UP**  (fig.3), and select **SCAN** options from the list (V\_X.X, STATIONS, SCAN). Using the knob or the lower button  and press **PLAY** to approval  (fig.4).



## 4. Selecting the station

Using the **INFO** button (fig.5), we can choose to display information and the name of the radio station.



Selecting the next or previous station is done by pressing lower keys



or using the right the knob (fig.6).



Three options to choose radio stations.

**WARNING!** When received station has poor quality signal, sound can disappear for short moments or completely.

## 5.TA – Traffic Announcement

To start the "Traffic Announcement" function, press and hold the button **1** for more than 2 seconds. The screen will display the name of the radio station and the word "TA" informing about the active Traffic Announcement. To disable the "Traffic Announcement" function, press and hold the button **2** for more than 2 seconds.

