

# USER MANUAL

## 1.Introduction

**AMI-V4** is modern micro chip device which allow to play audio files from USB stick, iPod, iPhone in cars equipped with multimedia system Audi MMI 2G. This device support files stored in USB stick in MP3 format and from 30 pin iPod socket files in iPod, iPhone format. Both socket can be active together with possibility of fast switch audio source.

## 2.Start Up

**CAUTION!** Device is controlled by control buttons from MMI control panel.

1. To select the audio source from the AMI device, press the CD / TV or MEDIA button (depending on the car model) and then press the press button that controls the SOURCE function *Fig. 1*.
2. Select Audi music interface from available devices list which is displayed on screen **1** *Fig.2*.



Fig.1

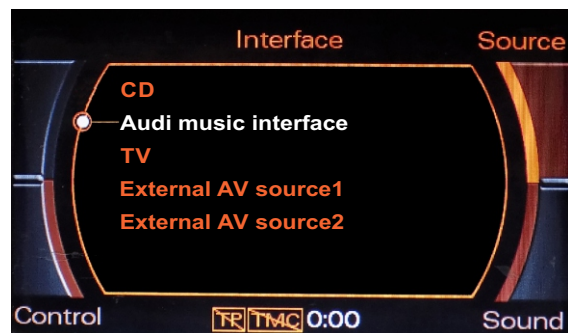


Fig.2

## 2.2.Start-up

The AMI-V4 module allow to connect external storage of audio files like USB stick, iPhone and iPod Fig.3.



Fig.3

## 3. Source selection



Fig.4

Switch (Input source selector)

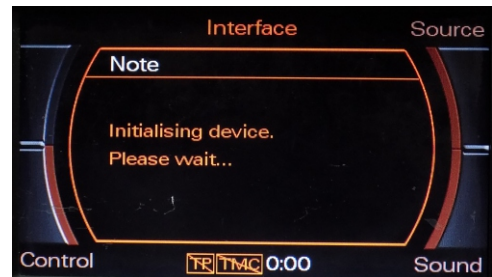


Fig.5

Searching for available devices

There is a possibility of change multimedia from USB to iPod or from iPod to USB by pressing a switch (input source selector) form AMI device.

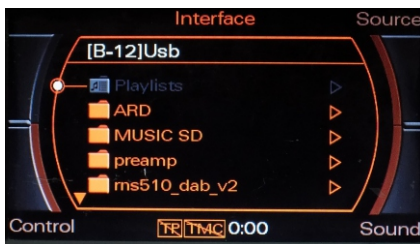


Fig.6

USB stick list example

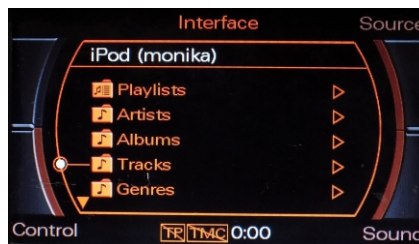


Fig.7

iPod List example

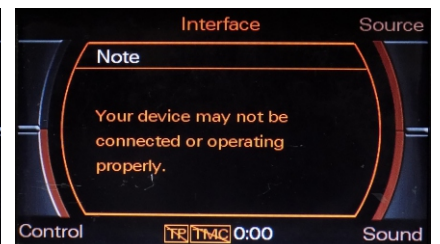


Fig.8

No device connected

## 4. Device operation

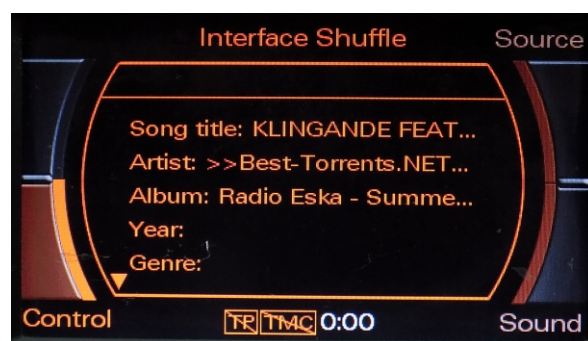
After pressing the LEFT DOWN button, **1** we go to the option CONTROL. This option allow to select ex. option INFO which allow to check information's about current playing audio file, MIX function for random track selection from list and options for scrolling and selecting tracks.



Fig.9



Selection of random track switching Fig.10



Preview of audio file informations Fig.11